



Water Trial Rules

valid from 01.01. 2020

Contents	
General Rules	5
1. Purpose	5
2. Application of the Rules	5
3. The right to arrange trials	5
4. The Dividing of a water trial	5
5. Class Division	5
6. Terms of participation	5
7. Conditions for participation of foreign dogs and placement in classes	7
8. Conditions preventing participation	7
9. The Handler's Obligations	7
10. Unacceptable behaviour	7
11. Special reporting obligation for judges and assistants	7
12. Doping and other unacceptable conditions	8
13. Registration of test results	8
14. Danish Water Trial Champion – DKVpCh	8
15. Maximum number of participants	8
16. Danish Championship – DM	8
17. Conditions for participation in the Danish Championships	9
18. Registration and fee	9
19. Refund of registration fee	9
20. Processing of complaints	9
21. Judges, competition leaders, figurants, and secretary	10
22. Exhibition of the dog	10
23. Commands and hand signs	11
24. Starting position	11
25. The draw of the starting order	11
26. A dog that leaves the trial site because of disobedience	11
27. General rating	11
28. In general	12
29. Grading	12
30. General deductions	12
Swimming and Rescue Trial (SoR)	12

1. Swim 50 meters	12
2. Ordinary retrieval	13
3. Rescue the handler	13
Start Class	14
1. Ordinary retrieval	14
2. Search retrieving	15
3. Towing a figurant	15
4. Towing a boat	16
5. Swimming with handler	17
6. Overall impression	18
Open Class	18
1. Ordinary retrieval	18
2. Rope feed - boat towing	19
3. Jump from boat	20
4. Retrieving a submersible dummy	21
5. Delivering the lifebuoy	22
6. Rescuing a figurant together with the handler	22
7. Overall impression	23
Elite Class	23
1. Retrieving a dummy from either boat or bathing jetty	23
2. Jump from boat - Boat towing	24
3. Directing a retrieval	25
4. Retrieving a submersed dummy	26
5. Directing rescue with a lifebuoy	26
6. Rescuing a figurant together with the handler	27
7. Jump – Rescuing a figurant	28
8. Overall impression	29
Equipment and examples	30

Oversat af Camilla Gothen fra *Vattenprovsbestämmelser*, Svenska Newfoundlandshundklubben.

Tilrettet danske forhold af vandtræningsholdet i Tjæreborg.

Godkendt af Dansk Kennel Klub den 26. august 2004 til ikrafttrædelse den 1. januar 2005.

Første revision er godkendt af Dansk Kennel Klub til ikrafttrædelse den 16. juni 2010.

Anden revision er godkendt af Dansk Kennel Klub til ikrafttrædelse den 10. april 2014.

Tredje revision er godkendt af Dansk Kennel Klub til ikrafttrædelse 1. Januar 2020

Translated to english by Charlotte Bjørnbach

General Rules

1. Purpose

According to the FCI's breed standard for the Newfoundland dog, it is stated that the dog's use is a "sled dog for heavy cargo, water dog". The standard also describes how the dog since the early 1600s has retained the essential characteristics, virtually its building and its behaviour to draw heavy loads on land and act as a water rescue dog and lifeguard.

The water trial rules must be seen in this context. The exercises are work related in which the Newfoundland dog can show its potential for water rescue. The exercises must thus primarily show the dog's instinct for water rescue, including job satisfaction and willingness to cooperate.

2. Application of the Rules

These rules must be applied to official water trials in the Newfoundland Club under the auspices of Denmark (NFK). In addition, the Danish Kennel Club's (DKK) and NFK's statutes apply where appropriate.

3. The right to arrange trials

Official water trials as well as Swimming and Rescue Test (SoR) are arranged by water groups or board. The Danish Championship (DM) is organized by the board of NFK, who can delegate the event to the water-committee or a water-group. SoR can also be implemented outside of the official water trials. DKK is informed of all water trials in connection with establishing the event on Hundeweb* and the registration of the results on the same site.

(*Hundeweb is the Danish kennel Clubs site for registration of trials, registration of participants and results. [DKK \(hundeweb.dk\)](http://www.dkk.dk/hundeweb))

Obvious deviations from the agreed water trial rules, may result in an organizer not being allowed to arrange trials for a specified period.

4. The Dividing of a water trial

If there are many participants in the same class, the class can be divided into several individual competitions. The division into several competitions must be notified to the participants by the organizer no later than the week before the competition day. The water trials consists of a qualifying SOR and the 3 following classes:

5. Class Division

- Start Class
- Open Class
- Elite Class

At DM, the rules for Starting Class, Open Class and Elite Class are used.

6. Terms of participation

a) Official water trials are open to:

- Danish-owned dogs, which upon the registration deadline are registered in DKK. Imported dogs that are undergoing registration in DKK, can participate if the owner in connection with the notification form submits a confirmation from DKK that the dog's pedigree is undergoing an import registration at DKK.

- Foreign owned dogs where a copy of the FCI-approved pedigree is attached to the registration in Hundeweb* for the trial.
- Breeds with the right to participate are Newfoundland dog, Leonberger and Landseer.
- For handler's resident in Denmark, membership of the Newfoundland Club in Denmark, the Danish Leonberger Club or the Club for Shepherd, Cattle and Farm Dogs without Special Club (Landseere) is required. For handler's resident outside Denmark, membership of a recognized foreign kennel organization under the FCI is required. Checking of memberships of special breed club and/or for foreign owners/handlers, membership of a FCI-approved kennel club, may be performed randomly by the organizer. Membership must be documented on demand.

b) The dog must be ID tagged. Random check of ID tags can be performed by the organizer.

c) The dog must have the statutory vaccinations in accordance with guidelines in DKK's exhibition regulations.

The dog must have a statutory liability insurance and Danish dogs must be registered in the Danish Dog Register. Checking of vaccinations, insurance and registration of pedigree and registration in the Danish Dog Register can be carried out by the organizer.

d) A male that does not have normally developed and placed testicles may participate.

e) If a participating bitch is in heat, this must be notified to the competition leader before the start of the water trial. If it is established that a bitch is in heat, without the participating dog handler notifying the organizer, the dog will be disqualified. A bitch who is in heat must not enter the trial area before the other dogs have finished their trials. A participating dog that is in heat is the very last to compete of the participants.

f) The handler must be at least 12 years old.

g) In the Swim and Rescue Trial (SoR), the dog must be at least ten months before the day of the trial. Partial trials in SoR may be completed on one or more occasions; however, the swimming test must be carried out with the approved result first.

h) In the Start class, a dog that has obtained approved results in the Swimming and Rescue Trial is entitled to participate.

i) In Open Class, a dog that has reached twelve months and has obtained promotion points from the Start Class – without use of a life jacket - has the right to participate.

j) In the Elite class, a dog that has reached the age of eighteen months and has obtained promotion points from Open Class has the right to participate.

k) A dog that has been promoted to Open Class or Elite Class, but who has not obtained approved results in the promoted class within two years after promotion, must compete in the same class as before the promotion.

l) A dog that has obtained promotion points from one class has the right to continue to compete in the class from which it has obtained promotion until the Danish Championships in the same calendar year.

m) A Danish dog cannot obtain promotion to respectively Open class and Elite class in other countries than Denmark, Sweden, and Norway.

n) A dog that in the Start Class has achieved promotion points with a life jacket may not use a life jacket in the Start Class.

o) Participants are not entitled to enter the trial area with their dogs, after the area has been made ready for the day's trial.

p) A life jacket is mandatory for the handlers.

7. Conditions for participation of foreign dogs and placement in classes

Foreign dogs are placed in a class like the one they have been promoted to in their home country. Upon registration, proof is given of which class the equipment is placed in. Participation in the Elite Class, however, requires a promotion in Open Class in a Danish arranged water trial, unless the dog in his home country has achieved an FCI recognized water championship. Swedish and Norwegian dogs are placed directly in the class they have been promoted to in their home country.

8. Conditions preventing participation

The following contestants must not participate in water trials:

- a) A dog that is deaf or blind.
- b) A pregnant bitch must not participate 30 days before birth, calculated 63 days after the first mating, and 75 days after giving birth.
- c) A dog who, due to illness or injury, cannot participate in the trial without risk to his or her health.
- d) A dog suffering from a contagious disease, such as kennel cough, worms, scabies or other vermin.
- e) A dog that has suffered or is believed to have suffered from contagious disease such as dog sickness or parvovirus over the past three months, or who has been with an infected dog for the past four weeks.
- f) A dog must not participate in more than one class on the same day. The exception is SoR and Start class, where the equipment can participate in the Start class on the same day as the SoR trial is approved.
- g) A dog's handler, who is a participant in a water trial, cannot function as an official in the class the dog is participating in.

9. The Handler's Obligations

The handler has an obligation to follow the rules and the issued instructions. It is forbidden to punish the dog physically during the water test. If the handler does not follow these regulations or otherwise behaves inappropriately, he or she may be excluded from the trial by the judge. Exclusion of handler and dog must be notified in writing to NFK.

10. Unacceptable behaviour

A dog, in which during water trial exhibits unacceptable behaviour by aggressiveness, attacking a person, another dog or otherwise displays threatening behaviour, must be disqualified from the trial area. A such decision is made by the judge and is noted on the results list and in the judge's record. In addition, the exclusion is reported on a special form, which is immediately submitted to NFK. NFK has the right to exclude a dog for a longer or briefer period.

The Competition Leader ensures that the form "Unacceptable Behaviour" is available at the water trial and ensures that it is sent.

11. Special reporting obligation for judges and assistants

Judges are obliged, on a special form, to report in writing to NFK when a dog during a water trial has shown unacceptable behaviour as described above.

12. Doping and other unacceptable conditions

The participating dog must not be unacceptably affected, ie. it must not have been subjected to actions that may affect appearance, performance, reaction or camouflaging an injury or illness. Reference is made to DKK's doping regulations for dogs, which apply to all water trials. It is the responsibility of the person responsible for the dog to be aware of what an ongoing treatment of the dog may imply regarding the dog's right to participate in water trials.

If the competition authority decides that a test for clarification of any doping or other unauthorized treatment must be taken, the person responsible for the dog is liable to ensure the dog is available for testing and for any further investigations which may be submitted hereby. Manipulation of samples for doping analysis is prohibited and will lead to exclusion from the water trial. Medical castration is not considered as doping in connection with water trials.

13. Registration of test results

After the water trial has been held, all results are registered on the individual dog's prize overview on Hundeweb*, as soon as possible after each trial. If you want the test result registered as a title on the dog's pedigree, the dog's owner must submit a separate application for this to DKK with the desired title designation stated. The title SoR is automatically registered in the dog's pedigree in Hundeweb*.

The trials are listed with the following title designations: SoR (Swim and Rescue Trial), VpS (Water Trial Start Class), VpÅ (Water Trial Open Class), VpE (Water Trial Elite Class) and DKVpCh (Danish Water Trial Champion).

14. Danish Water Trial Champion – DKVpCh

Acquisition of the Danish Water Test Championship can be achieved if three certificates are obtained by water trials in Denmark with at least 2 different judges.

A Newfoundland dog, landseer or leonberger owned and registered in an FCI-recognized country, can become Danish Water Trial Champion if the dog achieves a certificate in water trials in Denmark and has previously achieved national water trial championship in an FCI member country.

Application for DKVpCh is made to NFK, which in writing, indicates whether the rules in the national championship of the other country can be judged as equal to the Danish. With this statement, an application to DKK for an championship title can hereafter be applied for.

15. Maximum number of participants

The organizer decides together with the judge the maximum number of participants for a current water trial.

16. Danish Championship - DM

The Danish Championships are held every year at the end of the season. DM is held in all three official classes: Starting class, Open class and Elite class.

DM is arranged by NFK's board, which in practice can delegate the event to the Water Committee or a water group. The aim is for DM to switch between the water groups. DM is judged by two judges with open judgment.

17. Conditions for participation in the Danish Championships

A Danish-owned dog can participate when it has qualified for the Danish Championships during the qualification period.

Dogs in the elite class are qualified for the Danish Championships when one approved result in the Elite Class has been achieved since the Danish Championships the year before. A maximum of 10 elite dogs can participate. If more than 10 dogs are registered, the 10 dogs with the highest score obtained in this year's trials are selected. However, last year's Danish champion must have the opportunity to participate.

For dogs in Start Class and Open Class, the 4 highest placed dogs of the year are qualified. The number of points obtained for the dog's two best results in the calendar year is rated. If one or more of the 4 highest ranked equipages do not want to participate in the Danish Championships, the places go on to the next in line.

In the event of a tie between the qualified dogs, the dog with the most points obtained in the individual exercise is selected.

The prerequisite for the Danish Championships to be arranged is that at least 3 participants in total have registered.

18. Registration and fee

Registration on Hundeweb* must, together with the registration fee, be received no later than the day the registration deadline expires. The last deadline for registration must, as far as possible, be at least 14 days before the trial is held.

Practical announcements are sent out no later than 1 week before the trial, with information regarding the time of start and draw, indication of who is participating (start list), and other information of importance for the trial.

Registration fees for all trials are decided by the board of NFK.

The organizer decides whether post-registration can be approved. In water trials where the organizer allows late registration, you cannot register after the draw has taken place.

19. Refund of registration fee

The registration fee must be refunded if:

- The dog before the trial becomes ill, injured, or dies. This must be certified by a veterinarian and must reach the organizer no later than eight days after the trial.
- A dog handler is absent due to his own injury or illness. This must be confirmed by a medical certificate, which must reach the organizer no later than eight days after the trial.
- The trial is cancelled by the organizer.

In case of cancellation on the day of the trial, the fee will not be refunded.

20. Processing of complaints

The judge's point of view cannot be the subject of a complaint.

Only rulings such as disqualification of dogs, decisions regarding technical errors, etc. can be made subject to complaints.

Only the handler who has participated in a water trial and considers himself to be misjudged can appeal the assessment.

The handler must, immediately after the end of his own trial, submit an oral protest directly to the judge, who must try to clarify the protest immediately.

If the protest is approved immediately, the judge and the competition leader agree with the handler what consequences the decision must have, eg whether the entire trial or parts of it can be taken

again. The handler must be allowed to make suggestions as to the consequences of the approved protest. If the decision involves a change in the scoring, only the judge decides the change. If the protest is still not clarified, a written complaint can be submitted and a complaint fee corresponding to a double registration fee to NFK can be paid. The complaint must be received by NFK's board no later than the day after the trial is held. Only written complaints sent to newfclub@newfclub.dk will be processed. The board must then investigate the complaint as soon as possible and send a written response back.

21. Judges, competition leaders, figurants, and secretary

The water committee makes an overview of officials for this year's planned water trials. Based on the overview, it is the water groups that negotiate a final agreement with the judge, SoR judge, competition leader, figurants, and secretary for the water groups' water trials.

Judges, SoR judges, competition leaders and figurants must have knowledge to the applicable rules and be authorized accordingly. Evaluation of the SoR trial may be performed by a judge or a SoR judge.

Judges who have not judged an official water trial in the past 3 calendar years, are recommended a re-examination or participation in at least one NFK held or approved judicial conference before they come into operation again. Competition leaders and SoR judges who have not participated as an official, at official water trials over the past 3 years are recommended a renewed skill test before they come back into operation.

Figurants are imposed to act according to the instructions of the competition leader as well as to be well prepared for their tasks. Life jackets are mandatory for figurants. Competition leaders and extras must be prepared to provide information about a dog's behavior to the judge. An agreement can be negotiated with a foreign water trial judge to conduct and judge an official water trial in Denmark. The person's data and education are submitted for accreditation with DKK well in advance of the water trial. NFK's Board of Directors is responsible for submitting papers for approval to DKK.

22. Exhibition of the dog

- a) The dog must have the same handler in all the exercises.
- b) b) The dog may wear a life jacket in the start class, but only until promotion points have been obtained. Harnesses with rings are allowed.
- c) At all exercises, unless otherwise stated in the rules, the dog must be presented "free by foot". The lead must be taken off and handed over to the competition leader.
- d) The competing dog handler must not accept help from outsiders.
- e) The dog handler may move freely along the shore during the execution of the exercise, unless other instructions are given.
- f) Under no circumstances, may the dog handler enter the water unless the rules allow him or her to carry out the exercise in full or in part with the dog. Also, the dog handler is not allowed in any way to touch or physically assist the dog in performing the task.
- g) Treats and aids such as a ball, toys etc. are not to be brought / used during the exercise from the dog enters the competition area until it leaves. Violation of this means disqualification.
- h) It is the responsibility of the participating dog handler to read and know the applicable rules.

23. Commands and hand signs

The dog handler chooses which command words and / or hand signs are used. Whistle can be allowed instead of a verbal command. Command words may be used with or without hand signs. This is not considered a double command. However, hand signs may not be used for longer than an oral command. When a hand sign is held longer than an oral command, it is considered a double command.

A double command is when "the dog has received a command that it does not respond to and then is given a new command". Whistling and clapping of the hands as well as obvious body movements are also considered commands.

The dog handler has the right to encourage his dog between and during the exercises. This means that the dog handler may use the dog's name and support and guide it verbally and visually.

However, the dog handler should take the dog's ability to work independently into consideration when supporting the dog verbally and visually.

The exercise begins when the competition leader states "start", "begin" or equivalent, and is over when the competition leader states, "the exercise is completed", unless otherwise stated.

24. Starting position

If nothing else is stated, starting position is defined as: "The dog sitting / standing at the handler's left side, and at the designated space on the shore with the front facing the water". "Designated space " is the starting point and is marked with a plate of wood / rubber / plastic. Dog and handler may place themselves within a radius of 1 meter from the designated space during the entire trial. If the starting position is standing, this must be notified to the competition leader and the judge at the start of the trial. If nothing else is stated in the rules, the exercise starts and ends in the starting position.

25. The draw of the starting order

The Competition Leader arranges the draw of the starting order in each class at a given time and in the presence of the participants. The draw must be made by calling one participant at a time to avoid changes in the starting order.

26. A dog that leaves the trial site because of disobedience

An exercise is not approved if a dog because of disobedience leaves the trial area after the exercise has begun. If the handler can summon the dog and get it under control within a reasonable time, there is nothing to prevent continuing the water trial.

27. General rating

It is sought that the dog is not disturbed by anything other than what may occur during the actual exercise. The beginning and end of each exercise are stated under the item "Assessment". As a rule, an exercise can be interrupted when the dog has refused to obey command or sign for the third time, or when the dog goes back to the handler's side without having completed the exercise.

The judge has the right to interrupt an exercise if the dog shows obvious inability to do so.

The judge can decide whether special considerations must be considered in the assessment, for example: high tide or during bad weather. This must be informed before the water trial begins.

The judge must also consider that small islands, islets and skerries are considered as land for the dog, and that contact with land must be judged from the dog's point of view.

In the evaluation, in addition to performing the exercise, emphasis must be placed on how willing the dog works, and the dog's will to cooperate.

In case of a technical error, the exercise must be repeated. This decision is made by the judge.

If an exercise cannot be completed because of the circumstances, the judge may decide that all dogs receive 8 points in this exercise.

The competition area must be clearly marked and limited. The starting point must be clearly marked. The assessment must, if there are no special reasons not to be, be open.

28. In general

The competition leader's ambition must be to assess the dogs in an equal way. If an exercise has not been completed as planned, the judge decides whether the exercise may be assessed, or whether it should be considered a technical error, and the exercise must therefore be repeated. A dog handler can never cause a technical error by not following the rules and instructions or the orders given by the competition leader.

Equipment used for water trials is listed in the chapter "Equipment". The organizer provides the equipment for the water trials.

29. Grading

Assessment is based on the following grade scale:

0 (not approved) - 5 - 5.5 - 6 - 6.5 - 7 - 7, 5 - 8 - 8.5 - 9 - 9.5 - 10

The grades are multiplied by a coefficient specified for each exercise.

30. General deductions

Unless otherwise stated, the following general deductions apply:

False start (start too early)	1 point
Chewing	½ - 2 points
Double command	½ - 2 points
Uncertain / hesitant execution of the exercise	½ - 2 points

In the Start class and Open class, 5 points are awarded for completed exercise, even if the sum of any deductions is greater than minus 5 points.

The exercise cannot be approved if:

- The dog does not perform the exercise.
- The dog has been sent into the water 3 times without performing the exercise.
- The handler touches or helps the dog physically.

Swimming and Rescue Trial (SoR)

1. Swim 50 meters

Equipment and figurants:

None.

Preparation:

The handler and the dog are on the shore.

Performance:

The dog must swim 50 meters. The distance must be swum either as one length of 50 meters or 25 meters with turn. If the dog handler is in the water, he or she must walk or swim with the dog.

Evaluation:

The exercise starts as soon as the dog begins to swim and is finished when the dog has swum 50 meters. The part is not passed if the handler physically helps the dog or if the dog touches the bottom during the exercise. The handler may encourage the dog during the exercise, but the dog must show that it can swim 50 meters in a row. Under no circumstances may the dog be forced forward but must be able to swim by itself. When the dog is swimming, it must not cling or climb on the handler.

2. Ordinary retrieval

Equipment and figurants:

Dummy or another optional object (toys are allowed) - no figurant.

Preparation:

The handler and dog are on the shore.

Performance:

The handler throws an object 10 meters into the water. The dog must retrieve the object and bring it up on land. The handler may hold the dog while throwing the object.

Evaluation:

The exercise starts when the handler throws the object and is finished when the dog has landed the object. The handler must not enter the water.

3. Rescue the handler

Equipment and figurants:

None.

Preparation:

The handler and dog are on the shore. SoR judge / competition leader holds the dog, while the handler swims at least 15 meters from the shore. The distance must be so far out that the dog will swim 15 meters. The SoR judge / competition leader indicates to the handler when the distance is OK.

Performance:

SoR judge / competition leader sends the dog out to the handler. When the dog reaches the handler, the handler must grab the dog by mane or shoulder and command it to swim towards land. The dog must now tow the handler to the nearest shore.

Evaluation:

The exercise starts when the SoR judge / competition leader releases the dog and is finished when the dog has towed the handler to shore, and the dog touches the bottom. The exercise is not approved if the dog climbs on the handler or if the handler physically helps the dog. The handler must not swim next to the dog. The dog handler may call, support and encourage the dog during the exercise.

United evaluation:

For all exercises in the SoR trial, they are considered approved if finished. Great emphasis is placed on achieving intensity, job satisfaction and cooperation. It doesn't matter if double commands are used. The 3 exercises can either be carried out together or divided up so that the exercises are carried out at different times, however, the swimming exercise must be done first. Once all 3 exercises have been completed and approved, the dog obtains an approved SoR trial.

Start Class

1. Ordinary retrieval

Coefficient 2

Equipment and figurants:

Dummy of wood - no figurants.

Preparation:

The handler and the dog take the starting position at the starting point. The Competition Leader gives the dummy to the dog handler.

Performance:

The competition leader asks if the equipage is ready. When the handler expresses a positive indication, the competition leader starts the exercise. The handler now throws the dummy into the water, at least 10 meters straight out from the shore. When the dummy is in the water, the handler gives the dog the command to retrieve the dummy.

The dog must take the dummy in his mouth and return to the handler with it. The dummy may be delivered freely, which means that the dog must stand / sit in any position within reach from the starting point. After a brief pause, the handler must take the dummy from the dog, hereafter the competition leader states: "The exercise is completed".

Evaluation:

The exercise starts when the handler indicates that the equipage is ready and is finished when the dog has handed in the dummy, or the handler himself has collected it.

Deductions in points - in addition to general deductions – are made by:

The dog drops the dummy and collects it again	½ - 2 points
A second attempt to throw the dummy due to a too short distance in the first attempt.	2 points
The dog delivers the dummy on land within the trial area	3 points
The dog drops the dummy on land within reach of the starting point, and the handler picks it up	3 points
The dog drops the dummy on land outside reach from the starting point, and the handler picks it up	5 points

The exercise cannot be approved if:

- The dog drops the dummy into the water without picking it up again.

2. Search retrieving

Coefficient 3

Equipment and figurants:

Dummy of plastic / rubber - one figurant.

Preparation:

The handler and dog are at the starting point facing away from the water. If the dog turns, the handler must block the view of the water. The dummy is thrown by a figurant, following the instructions from the competition leader, into the water 15 meters from the shore and 3 meters to the left or right. The dog must stay in the position facing away from the water until the exercise begins.

Performance:

The competition leader asks if the equipment is ready. When the handler expresses a positive indication the competition leader starts the exercise. The handler gives a clear message while he holds the dog, which has blocked the view of the water. When the competition leader starts the exercise, the handler releases the dog, turns around and sends the dog after the dummy in the same movement.

The dog must locate the dummy and take it in its mouth and return to the handler with it. The dummy may be handed in freely, meaning that the dog may stand / sit in all positions within reach of the starting point. After a short pause, the handler must take the dummy from the dog. Hereafter the competition leader says: "The exercise is completed".

Evaluation:

The exercise starts when the handler indicates that the equipment is ready and is finished when the dog has handed in the dummy, or the handler himself has collected it.

Deductions in points - in addition to general deductions – are made by:

The dog drops the dummy and collects it again	½ - 2 points
The dog delivers the dummy on land within the trial area	3 points
The dog drops the dummy on land within reach of the starting point, and the handler picks it up	3 points
The dog drops the dummy on land outside reach from the starting point, and the handler picks it up	5 points

The exercise cannot be approved if:

- The dog drops the dummy into the water without picking it up again.

3. Towing a figurant

Coefficient 5

Equipment and figurants:

None - one figurant.

Preparation:

The handler and the dog take the starting position at the starting point. A figurant stands in front of the equipment in the waterline. At the competition leader's call, the figurant goes to the into the water

and places himself according to instructions, 15 meters out of the water. The figurant places himself in profile in relation to the starting point.

Performance:

The competition leader asks if the equipage is ready. When the handler expresses a positive indication the competition leader starts the exercise. The handler then gives the dog a command to retrieve and tow the figurant. The figurant must splash in the water to attract the dog's attention. When the dog arrives at the figurant, he or she must grab the dog by its mane, shoulder, or harness. The figurant must be passive during towing. When the dog has towed the figurant as far to the shore that the dog reaches the bottom and can walk, the competition leader may state: "The exercise is completed".

Alternative grip: The dog is allowed to grab the figurant's arm / hand. The handler must, before the exercise begins, notify this to the competition leader for the sake of the figurant. If, however, the dog does not grab the figurant on its own, the figurant must try to grab the dog. The dog's grip must be careful.

Evaluation:

The exercise starts when the handler indicates that the equipage is ready and is finished when the dog has towed the figurant so far to the shore that it can reach the bottom and walk. Deductions in points are made according to the instructions for general deductions.

The exercise cannot be approved if:

- The dog climbs on the figurant.

4. Towing a boat

Coefficient 4

Equipment and figurants:

3-meter rope, boat - two figurants.

Preparation:

The handler and the dog take the starting position at the starting position. A boat with an oarsman and a figurant is placed 15 meters out in the water following the competition leader's directions. The boat's bow must face land. The oarsman is responsible for keeping the boat in position until the dog starts towing. The competition leader hands the rope to the handler, who can decide to hold the rope in his hand or place the rope in front of the dog.

Performance:

The competition leader asks if the equipage is ready. When the handler expresses a positive indication the competition leader starts the exercise. The handler then gives the command to the dog to grab the rope and begin conveying the rope out to the boat. The handler may follow the dog into the water as far as necessary, but not closer than 2 meters from the boat. Once the dog has started swimming, the handler may no longer touch the rope, but may command the dog to grab it. When the dog reaches the boat, the figurant must reach out to grab the rope. The figurant must hold the rope in the water surface during towing. The oarsman must ensure that the boat does not cause interference during the exercise and that the towing takes place without any risk to the dog. The dog must tow the boat so close to the shore that it has all paws on land, or the boat reaches the bottom or land. If the latter is

the case, the oarsman indicates this by raising an arm. The competition leader then states: "The exercise is completed"

Evaluation:

The exercise starts when the handler indicates that the equipage is ready and is finished when the dog – with the rope in its mouth - has all four paws on land, or the boat reaches the bottom or land. Deductions in points - in addition to general deductions – are made by:

The dog drops the rope and picks it up again	½ - 2 points
The dog drops the rope, and the handler puts the rope into the dogs mouth	1 – 2 points
The dog drops the rope when the dog reaches the bottom, but before it has landed the boat	5 points

The exercise cannot be approved if:

- The dog drops the rope before it can reach the bottom, without picking it up again.
- The handler forces the rope into the dog's mouth.
- The handler does not reach land before the dog.

5. Swimming with handler

Coefficient 3

Equipment and figurants:

None.

Preparation:

The handler and the dog take the starting position at the starting point.

Performance:

The competition leader asks if the equipage is ready. When the handler expresses a positive indication the competition leader starts the exercise. The handler then gives the dog a command to follow him into the water. Together, the handler and dog must swim 10 meters straight out from the shore. The route is measured from the first swim stroke taken by the handler. The dog must always swim freely on the left side of the handler. It is permitted for the dog to accompany the handler with a distance of more than 1 meter for a smaller part of the exercise.

The competition leader requests loud and clear when to turn towards land, and hereafter the handler gives a command to his dog to turn around and swim towards the shore. The handler now grabs his dog by the mane or shoulder and lets himself be towed inland. The handler must be passive throughout the towing. When the dog can reach the bottom, the competition leader states: "The exercise is completed".

Alternative grip: The dog is allowed to grab the handler's arm / hand.

Evaluation:

The exercise starts when the handler indicates that the equipage is ready and is finished when the dog has towed the handler as far to the shore that it can reach the bottom.

Deductions in points - in addition to general deductions – are made by:

The dog pressures the handler during the swim	½ - 2 point
---	-------------

The exercise cannot be approved if:

- The dog climbs on the handler.
- The dog under a larger part of the exercise is accompanying the handler at a distance greater than 1 meter.
- The dog swims on the right side of the handler.
- The handler helps by swimming during towing.

6. Overall impression

Coefficient 3

Evaluation:

When assessing overall impressions, first and foremost, consideration is given to the cooperation between the handler and the dog during the exercise as well as between the exercises. The dog's cooperation, job satisfaction and intensity and the handler's efforts to support and encourage the dog must be taken into account. The assessment starts when the equipage enters the trial area and is completed when the last exercise is completed.

Approved 100 - 159 points

Upgraded 160 - 200 points

Max 200 points

Open Class

1. Ordinary retrieval

Coefficient 2

Equipment and figurants:

Dummy of wood - no figurants.

Preparation:

The handler and the dog take the starting position at the starting point. The Competition Leader gives the dummy to the dog handler.

Performance:

The competition leader asks if the equipage is ready. When the handler expresses a positive indication, the competition leader starts the exercise. The handler now throws the dummy into the water, at least 10 meters straight out from the shore. When the dummy is in the water, the handler gives the dog the command to retrieve the dummy.

The dog must take the dummy in his mouth and return to the handler with it. The dummy must be delivered in the starting position at the starting point. When the dog is in the starting position, or in front of the handler in a standing or sitting position, the handler must after a brief pause, command the dog to hand over the dummy, hereafter the competition leader states: "The exercise is completed".

It must be stated to the competition leader before the exercise starts, whether the dummy is handed over in front or in the starting position. It is also stated whether it takes place in a standing or sitting position.

Evaluation:

The exercise starts when the handler indicates that the equipage is ready and is finished when the dog has handed in the dummy while seated in the starting position.

Deductions in points - in addition to general deductions – are made by:

The dog drops the dummy and collects it again	½ - 2 point
The dog delivers the dummy outside of the starting point.	5 point

The exercise cannot be approved if:

- The dog drops the dummy into the water without picking it up again.
- The dog drops the dummy on land and the dog handler collects it.

2. Rope feed - boat towing

Coefficient 4

Equipment and figurants:

3-meter rope, boat - two figurants.

Preparation:

The handler and the dog take the starting position at the starting point. A boat with an oarsman and a figurant is placed 20 meters out in the water following the competition leader's directions. The boat's bow must as far as possible, face land. The oarsman is responsible for keeping the boat in position until the dog starts towing. The competition leader gives the rope to the handler, who can choose to hold the rope in the hand or place it on the shore in front of the dog.

Performance:

The competition leader asks if the equipage is ready. When the handler expresses a positive indication the competition leader starts the exercise. The dog handler then commands the dog to take the rope and go to the boat. The dog must take the rope on its own account and start swimming with the rope out to the boat with the figurant ready to receive the rope.

When the dog arrives at the boat, the figurant must reach out for the rope. The figurant must keep the rope in the water surface during towing. The oarsman must ensure that the boat does not cause interference during the exercise and that the towing takes place without any risk to the dog. The dog must tow the boat so close to the shore that it has all paws on land, or the boat reaches the bottom or land. If the latter is the case, the oarsman indicates this by raising an arm. Hereafter the competition leader states: "The exercise is completed".

Evaluation:

The exercise starts when the handler indicates that the equipage is ready and is finished when the dog -still holding the rope in its mouth - has all the paws on land, or the boat reaches the bottom or land.

Deductions in points - in addition to general deductions – are made by:

The dog drops the rope and picks it up again	½ - 2 point
The handler puts the rope in the mouth of the dog	1 point

The exercise cannot be approved if:

- The dog drops the rope before it is on land without picking it up again.
- The handler forces the rope into the mouth of the dog.

3. Jump from boat

Coefficient 3

Equipment and figurants:

Boat with a platform and a non-slip surface – one figurant

Preparation:

The figurant/oarsman sails both handler and dog 15 meters out from the shore according to instructions from the competition leader.

The dog is placed in the boat and in a position that allows the oarsman to operate the boat and the handler to find a safe and stable position.

Performance:

The competition leader asks if the equipage is ready. When the handler expresses a positive indication the competition leader starts the exercise. The handler then gives the command to the dog to jump into the water from the boat. The handler jumps into the water after the dog has jumped. When both are in the water, the handler calls the dog to him. The dog drags the handler ashore by the handler grabbing the dog by the mane, shoulder, or harness. The handler must be passive during the entire towing operation. When the dog reaches the shoreline, the exercise is complete.

Alternative grip: The dog is allowed to grab the handler's arm / hand.

Evaluation:

The exercise starts when the handler indicates that the equipage is ready and is finished when the dog reaches the shoreline.

Deductions in points - in addition to general deductions – made by:

Handler jumps from the boat before the dog	2 points
Handler swims towards to the dog	2 points

The exercise cannot be approved if:

- The dog climbs on the handler
- The handler helps the dog by swimming during the towing.

4. Retrieving a submersible dummy

Coefficient 2

Equipment and figurants:

Submersible dummy - no figurants.

Preparation:

The handler and the dog take the starting position at the starting point. The competition leader gives the submersible dummy to the dog handler, who goes into the water with the dog and places himself according to the competition leader's instructions. The water must be 40cm deep. The dog is standing at the handler's left side before the exercise begins.

Performance:

The competition leader asks if the equipage is ready. When the handler expresses a positive indication the competition leader starts the exercise. The handler then throws the submersible dummy at least one meter in front of the dog. After a brief pause, the dog must locate, retrieve, and deliver the dummy on the handler's command. The dog may use the paw to locate the dummy. The handler must not move before the dog has picked the submersible dummy up. Delivery must be done freely with at least 2 paws on land. When the handler has received the dummy, the competition leader states: "The exercise is completed".

If the handler throws less than 1 meter, a new attempt should be made. This is done at the request of the competition leader. If the dog scrapes the submersible dummy into water lower than 20cm deep, a new attempt must be made. If the dog does not locate and find the submersible dummy, the handler may choose to try again. In total, 3 attempts are given.

Evaluation:

The exercise starts when the handler indicates that the equipage is ready and is finished when the dog has delivered the dummy to the handler.

Deductions in points - in addition to general deductions – made by:

Second throw	2 points
Third throw	4 points
Scratch/scraping the dummy	½ - 2 points
The dog drops the submersible dummy and collects it again	½ - 2 points

The exercise cannot be approved if:

- The handler picks up the dummy from the water / shore.

5. Delivering the lifebuoy

Coefficient 4

Equipment and figurants:

Lifebuoy with a 3-meter rope - a figurant.

Preparation:

The handler and the dog take the starting position at the starting point. A figurant stands in front of the equipage in the water's edge. On the competition leader's instructions, the figurant goes into the water and places himself 20 meters from the shore. The figurant places himself in profile in relation to the starting point. The competition leader gives the lifebuoy with the rope attached to it to the handler. The handler can choose to hold the rope by hand or place it on the shore in front of the dog.

Performance:

The competition leader asks if the equipage is ready. When the handler expresses a positive indication the competition leader starts the exercise, and at the same time the figurant begins to splash to attract the dog's attention. The handler then gives the dog a command to grab the rope and start the rescue with the lifebuoy of the figurant. When the dog reaches the figurant, he / she must take hold of the lifebuoy and passively allow himself to be towed to land. When the dog can reach the bottom, the handler must go into the water and help the figurant ashore. Hereafter the competition leader states: "The exercise is completed".

Evaluation:

The exercise starts when the handler indicates that the equipage is ready and is finished when the dog, handler and figurant have both come ashore.

Deductions in points - in addition to general deductions – are made by:

The dog drops the rope and picks it up again	½ - 2 point
The handler puts the rope in the mouth of the dog	1 point

The exercise cannot be approved if:

- The handler forces the rope into the mouth of the dog.

6. Rescuing a figurant together with the handler

Coefficient 2

Equipment and figurants:

None - one figurant.

Preparation:

The handler and the dog take the starting position at the starting point. The handler and dog watch, while the figurant, places himself 15 meters out in the water. Following the competition leaders' instructions. The figurant must be as quiet as possible / "acting lifeless".

Performance:

The competition leader asks if the equipage is ready. When the handler expresses a positive indication the competition leader starts the exercise. The dog handler then commands the dog to follow him/her into the water. Both the handler and dog, side by side, should swim out to the figurant. The dog must stay with the handler while he/she grabs the figurant. The handler then

commands the dog to tow both the handler and figurant towards land. When the dog can reach the bottom, the competition leader states: The exercise is completed”.

Evaluation:

The exercise starts when the handler indicates that the equipage is ready and is over when the dog can reach the bottom.

Deductions in points - in addition to general deductions – made by:

The dog starts to swim towards land before the handler has a grip on the dog	½ - 2 point
--	-------------

The exercise cannot be approved if:

- The dog climbs on the handler or the figurant.
- The dog swims on the right side of the handler.
- The dog for a great deal of the exercise swims with a distance more than 1 meter from the handler.
- The handler helps swimming during towing.

7. Overall impression

Coefficient 3

Evaluation:

When assessing overall impressions, first and foremost, consideration is given to the cooperation between the handler and the dog during as well as between the exercises. The dog's co-operation, job satisfaction and intensity must be taken into account, and the handler's efforts to support and encourage the dog. The assessment starts when the equipage enters the trial area and is completed when the last exercise is completed.

Approved: 100 - 159 points

Promotion: 160 - 200 points

Max: 200 points.

Elite Class

1. Retrieving a dummy from either boat or bathing jetty

Coefficient 3

Equipment and figurants:

Dummy of wood, non-slip surface, bathing jetty or a boat - one figurant.

Preparation:

The handler and dog are on the shore. The competition leader hands the dummy to the dog handler, who, together with the dog, goes out onto the bathing jetty, where the starting point is indicated by a non-slip mat. The handler stands with his dog in starting position at the starting point. Where there is no bathing jetty, the exercise can be executed by the dog jumping from a boat. When using a boat, the dog is placed in the boat and in a position that allows the oarsman to operate the boat and the handler to find a safe and stable position.

Performance:

The competition leader asks if the equipage is ready. When the handler expresses a positive indication the competition leader starts the exercise. The handler then throws the dummy at least 10

meters out into the water according to instructions from the competition leader. When the dummy is in the water, the handler commands the dog to retrieve the dummy. The dog must take the dummy in his mouth and return to the handler who, while the dog is swimming, has moved to shore. The dummy must be submitted in the starting position. When the dog is in place, the handler must give his dog a command to hand over the dummy after a brief pause. The competition leader now states: "The exercise is completed".

Evaluation:

The exercise starts when the handler indicates that the equipment is ready and is finished when the dog in the starting position at the starting point has handed over the dummy to the handler.

Deductions in points - in addition to general deductions – are made by:

The dog drops the dummy and collects it again	½ - 2 point
---	-------------

The dummy cannot be approved if:

- The dog drops the dummy in the water without picking it up again.
- The dog drops the dummy on land and the dog handler picks it up.
- The dummy is not delivered in the starting position.

2. Jump from boat - Boat towing

Coefficient 4

Equipment and figurants:

3-meter rope, non-slip surface, boat - one figurant.

Preparation:

The oarsman sails the handler and dog 20 meters out into the water according to instructions from the competition leader. The rope is included in the boat. The dog is placed in the boat and in a position that allows the oarsman to operate the boat and the handler to find a safe and stable position.

Performance:

The competition leader asks if the equipment is ready. When the handler expresses a positive indication the competition leader starts the exercise. The handler then gives the dog the command to jump into the water from the boat. The handler must then offer the dog one end of the rope. The dog must take the rope in his mouth and tow the boat to land. The handler may shift position in the boat before the dog starts towing the boat.

The oarsman must ensure that the boat does not cause interference during the exercise and that the towing takes place without any risk to the dog. When the dog has towed the boat as far to the shore that the boat reaches the bottom or land, the oarsman indicates this by raising an arm up. Hereafter the competition leader states: "The exercise is completed".

Evaluation:

The exercise begins when the handler indicates that the equipment is ready and is over when the boat reaches the bottom or land.

Deductions in points - in addition to general deductions – are made by:

The dog drops the rope and picks it up again	½ - 2 point
--	-------------

The exercise cannot be approved if:

- The handler puts the rope in the mouth of the dog.
- The dog drops the rope when it has reached the shore, but before the boat reaches the bottom or land.

3. Directing a retrieval

Coefficient 3

Equipment and figurants:

2 similar dummies - two figurants.

Preparation:

The handler and the dog take the starting position at the starting point. Both handler and dog watch, while the 2 similar dummies are placed in the water 15 meters from the shore and with 15 meters apart. The two dummies are placed in the water according to instructions from the competition leader with the help of 2 figurants or from the boat if the conditions are appropriate. Judge and competition leader have beforehand made a draw regarding in which order the dummies are to be retrieved.

Performance:

The competition leader asks if the equipage is ready. When the handler expresses a positive indication the competition leader informs the handler which dummy is to be retrieved first (right or left) and starts the exercise. The handler then gives the dog the command to retrieve the first dummy. The handler must give the dog directions with a command and / or hand signs. After the dog has retrieved the first dummy, the handler may move about ashore to receive the dummy. The first dummy may be delivered freely on land.

When the dog is sent to retrieve dummy no. 2, the handler and dog are allowed to move freely within the trial area. Dummy # 2 must be delivered in the starting position. When the dog is in place, after a brief pause, the handler gives his dog the command to hand over dummy #2. The competition leader now states: "The exercise is completed".

Evaluation:

The exercise starts when the handler indicates that the equipage is ready and is finished when the dog has handed the second dummy to the handler while seated in the starting position. In the evaluation, emphasis must be placed on how well the dog can be guided.

Deductions in points - in addition to general deductions – are made by:

The dog drops the suit and collects it again	½ - 2 point
--	-------------

The exercise cannot be approved if:

- The dog retrieves the dummies in the wrong order.
- The dog drops the dummy into the water without picking it up again.
- The dog does not deliver dummy number two in the starting position.

4. Retrieving a submersed dummy

Coefficient 2

Equipment and figurants:

Submersible dummy - no figurants.

Preparation:

The handler and the dog take the starting position at the starting point. The competition leader hands the submersible dummy to the dog handler. The competition leader must be aware that the water depth is 40 cm in the space where the handler is to place the dummy.

Performance:

The competition leader asks if the equipage is ready. When the handler expresses a positive indication the competition leader starts the exercise and shows where in the water the dummy is to be placed. The dog handler places the dummy as instructed. The dog must remain in the starting position while the dummy is being placed. The handler returns to the dog and places himself in the starting position. The handler then gives the command to the dog to retrieve the submerged dummy. A dog that does not stay / stand while the handler is putting the dummy out must take the starting position before it is sent off.

The dog must locate, retrieve, and deliver the dummy in its starting position. The dog may use the paw to locate the object. The handler remains standing while the dog retrieves the dummy. When the dog has retrieved the dummy, it must resume the starting position, still carrying the dummy. The handler, after a brief pause, gives the dog the command to hand over the dummy. The competition leader now states: "The exercise is completed".

Evaluation:

The exercise starts when the handler indicates that the equipage is ready and is finished when the dog has delivered the dummy in its starting position.

Deductions in points - in addition to general deductions – are made by:

The dog moves while the dummy is laid out	2 points
Scratching scraping for the dummy	½ - 2 point
The dog drops the submersible dummy and collects it again	½ - 2 point

The exercise cannot be approved if:

- The dog leaves its place by more than 1 meter.
- The handler returns into the water again after the submersible dummy has been placed.
- The dog does not deliver in the starting position.
- The dog scrapes the dummy in to less than 20 cm water.

5. Directing rescue with a lifebuoy

Coefficient 4

Equipment and figurants:

Lifebuoy with a 3-meter rope - two figurants.

Preparation:

The handler and the dog take the starting position at the starting point. 2 figurants stand in front of the equipage at the water's edge. They enter the water, following the directions from the competition leader, placing themselves 15 meters from the shore and with a mutual distance of 15 meters. The figurants place themselves facing each other and in profile in relation to the starting point. Judge and competition leader have beforehand made a draw regarding in which order the rescue of the 2 figurants should find place. The competition leader hands the lifebuoy to the handler. The handler places the lifebuoy and rope on the ground in front of the dog.

Performance:

The competition leader asks if the equipage is ready. When the handler expresses a positive indication the competition leader informs the handler which figurant must be rescued first (right or left) and starts the exercise. At the same time, figurant 1 begins splashing to draw the dog's attention. The handler then gives the dog the command to pick up the rope with the lifebuoy and directs it to the first figurant. The handler may give the dog directions with a command and / or hand signs.

When the dog arrives at figurant 1, the figurant must grab the lifebuoy and let himself be passively towed ashore. When the dog can reach the bottom, the handler must help figurant 1 ashore and at the same time send the dog with the lifebuoy to figurant 2. The dog must also tow figurant #2 ashore. The exercise is completed when the dog can reach the bottom.

Evaluation:

The exercise starts when the handler announces that the equipage is ready and is finished when the dog can reach the bottom after towing figurant 2. When assessing, emphasis must be placed on how well the dog can be guided.

Deductions in points - in addition to general deductions – made by:

The dog drops the rope and picks it up again	½ - 2 point
The handler chooses to hold the rope in his hand and let the dog take it from there.	3 point

The exercise cannot be approved if:

- The dog picks the wrong figurant first.

6. Rescuing a figurant together with the handler**Coefficient 3****Equipment and figurants:**

None - 2 figurants.

Preparation:

The handler and the dog take the starting position at the starting point. The handler and dog watch, while the figurants, place themselves respectively 15 and 20 meters out in the water. Figurant 2

places himself in an angle compared to figurant 1. Both figurants must be as quiet as possible / "acting lifeless".

Performance:

The competition leader asks if the equipage is ready. When the handler expresses a positive indication the competition leader starts the exercise. The dog handler then commands the dog to follow him/her into the water. Both the handler and dog, side by side, should swim out to the figurant in front. Now figurant #2 starts splashing. The handler then commands the dog to pick up figurant #2, who will be towed back to the handler. When the dog reaches the handler, the handler will grab the dog and figurant #1. The dog must tow all 3 to the shore. When the dog can reach the bottom, the competition leader states: "The exercise is completed".

Evaluation:

The exercise starts when the handler indicates that the equipage is ready and is over when the dog can reach the bottom.

Deductions in points - in addition to general deductions – made by:

The dog pressures the handler during swimming	½ - 2 point
---	-------------

The exercise cannot be approved if:

- The dog climbs on the handler or the figurant.
- The dog swims on the right side of the handler on the way out.
- The dog for a great deal of the exercise swims with a distance more than 1 meter from the handler.
- The handler helps swimming during towing.
- If the dog reaches the bottom without handler and figurants.

7. Jump – Rescuing a figurant

Coefficient 3

Equipment and figurants:

Lifebuoy with rope, boat with non-slip surface and two figurants.

Preparation:

The oarsman sails the handler and dog 20 meters out from shore according to instructions from the competition leader. The lifebuoy with rope is included in the boat. A figurant swims after the boat with a distance of 5 meters from the boat and stops 15 meters from land. The figurant lies passively in the water. The dog is placed in a position in the boat, that allows the oarsman to manage the boat and the handler to find a safe and stable place.

Performance:

The competition leader asks if the equipage is ready. When the handler gives positive feedback, the competition leader starts the exercise. The handler then places the lifebuoy in the water and the boat continues for another 10 meters. The competition leader must give notice when the dog is allowed to jump. The handler then gives the command to the dog to jump into the water, after which the handler also jumps into the water. The handler and dog swim together to the lifebuoy, and the dog must grab the rope. Next, the handler and dog swim together to the figurant. The figurant and the handler now grab the lifebuoy, and both are passively towed ashore.

If the lifebuoy itself floats towards the figurant, he/she must grab hold of the lifebuoy.

Evaluation:

The exercise starts when the handler announces that the equipage is ready and is finished when the dog can reach the bottom.

Deductions in points - in addition to general deductions – made by:

The dog drops the rope and picks it up again.	½ - 2 point
---	-------------

The exercise cannot be approved if:

- The handler puts the rope in the dog's mouth.
- The dog during a larger part of the exercise is followed by the handler at a distance greater than 1 meter
- The dog climbs or swims on the right side of the handler
- If the handler hits the water before the dog when jumping from the boat
- The handler aids the dog by swimming during towing.

8. Overall impression

Coefficient 3

Evaluation:

When assessing overall impressions, first and foremost, consideration is given to the cooperation between the handler and the dog, both during and between the exercises. The dog's co-operation, job satisfaction and intensity must be considered, and the handler's efforts to support and encourage the dog. The assessment starts when the equipage enters the trial area and is completed when the last exercise is completed.

Approved: 125 - 199 points

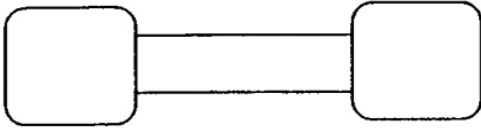
Cert: 200 - 250 points

Max: 250 points

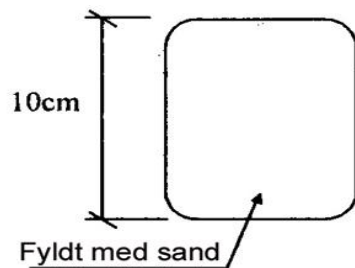
Equipment

Equipment at competitions:

Dummy of wood as shown model - weight 650 - 800g



Submersible dummy of light fabric filled with gravel or an equivalent material. This dries easier than sand. Size: 10x10 cm



Other types of dummies:

Oars and dummies for the search retrieval and directed retrieval. The oars must be of plastic, and the dummies must be of neon-coloured plastic or rubber material, 6-8 cm in diameter and 25-30 cm long. Cords or laces attached to the dummies are not allowed.

Other equipment:

- A floatable rope that is approx. 3 m long and approx. 1.4 - 2.0 cm thick, for boat towing.
- A lifebuoy attached to an approx. 3 m long floatable rope of the above dimension.
- Equipment for marking the trial area.

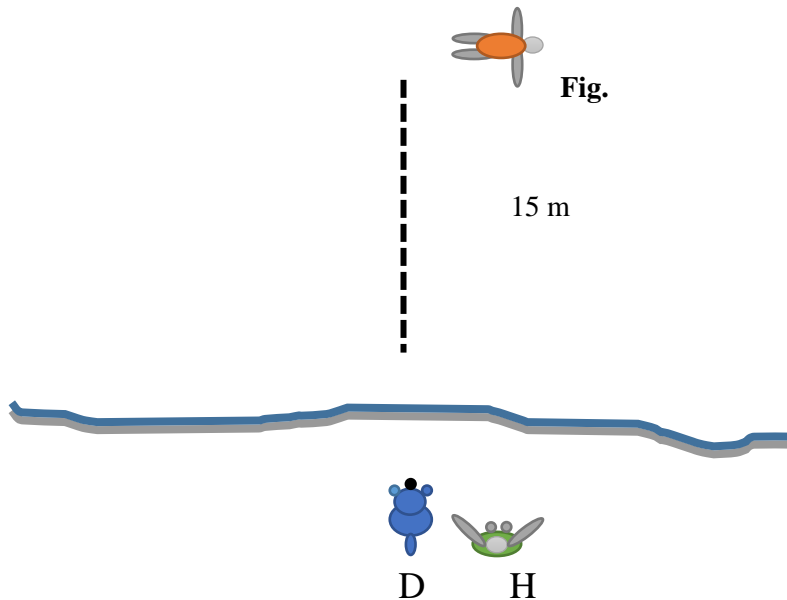
The following must also be found at the competition:

- A boat with oars, where the dog has a good space for jumps. The boat must be fitted with a platform with a rubber mat / non-slip mat, so that the dog does not slip during a jump.
- A jetty/bridge that should be fixed or floating / anchored to land. The distance from the edge of the jetty/bridge to the surface of the water should be no more than 40 cm. The surface of the jetty/bridge must be provided with a non-slip rubber mat on the spot where the dive will take place. For water trials, where a jetty/bridge is not present, the exercise "Retrieving from jetty/bridge" in Elite class can be substituted with a boat fitted with a platform with a rubber mat / non-slip mat.
- A sheet of wood / rubber / plastic for marking the starting point.
- A rope measuring 30 m to assess the correct distance regarding the placement of the figurants.

Example of location for objects and assistant

Open class

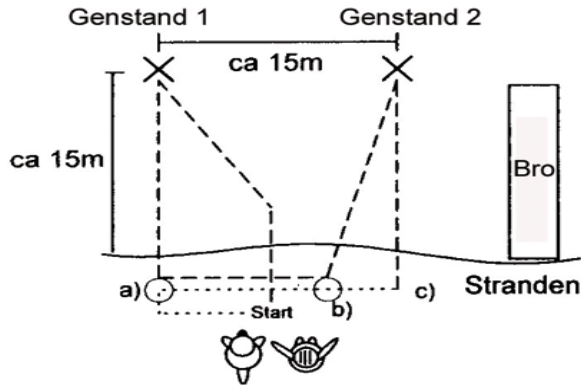
6. Rescuing a figurant together with the handler



The handler must swim with the dog side by side to the figurant. The dog must stay with the handler while he grabs the figurant. At the command of the handler, the dog must then tow the handler and figurant ashore. When the dog can reach the bottom, the competition leader states: The exercise is completed ”.

Elite Class

3. Directing a retrieval

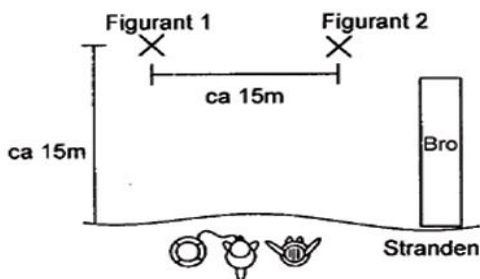


Translation of picture:

Genstand: Object/dummy, Bro: Bathing jetty, Stranden: Shore

The dog is sent from "start" and directed to object 1. When the dog takes object 1, the handler may move to another spot within the test area (a) and receive the object. The handler and dog must then move to a suitable place (b) and from there the dog is sent to object 2. Object 2 is delivered to the handler in the starting position.

5. Directing rescue with a lifebuoy

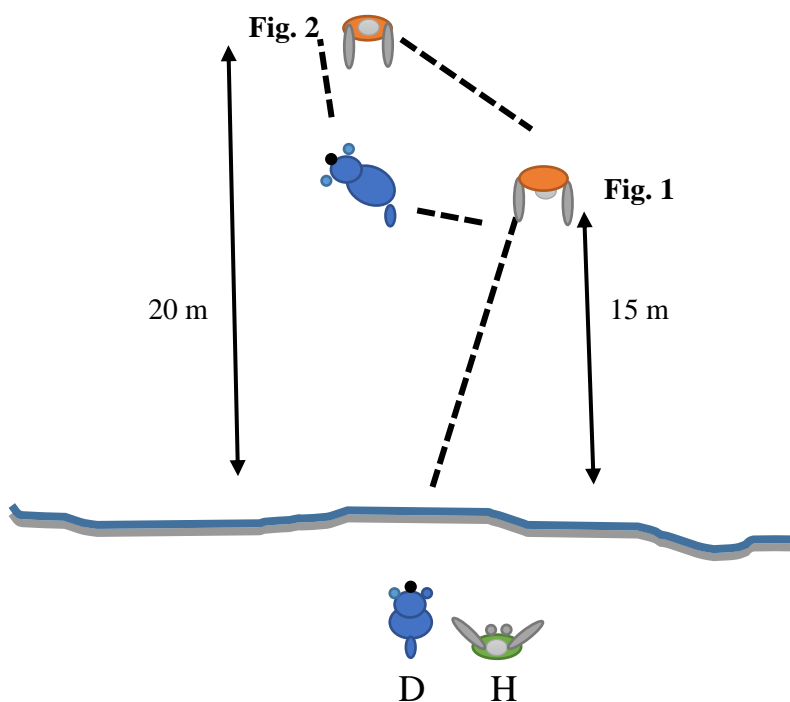


The competition leader announces which figurant to pick up first (right or left) and starts the exercise. At the same time, figurant #1 begins to splash. The handler then gives the command to the dog to take the rope and directs it to the correct figurant with the lifebuoy. The handler may give the dog directions with a command and / or hand signal.

When the dog arrives at figurant #1, he/she must grab the lifebuoy and be passively towed ashore.

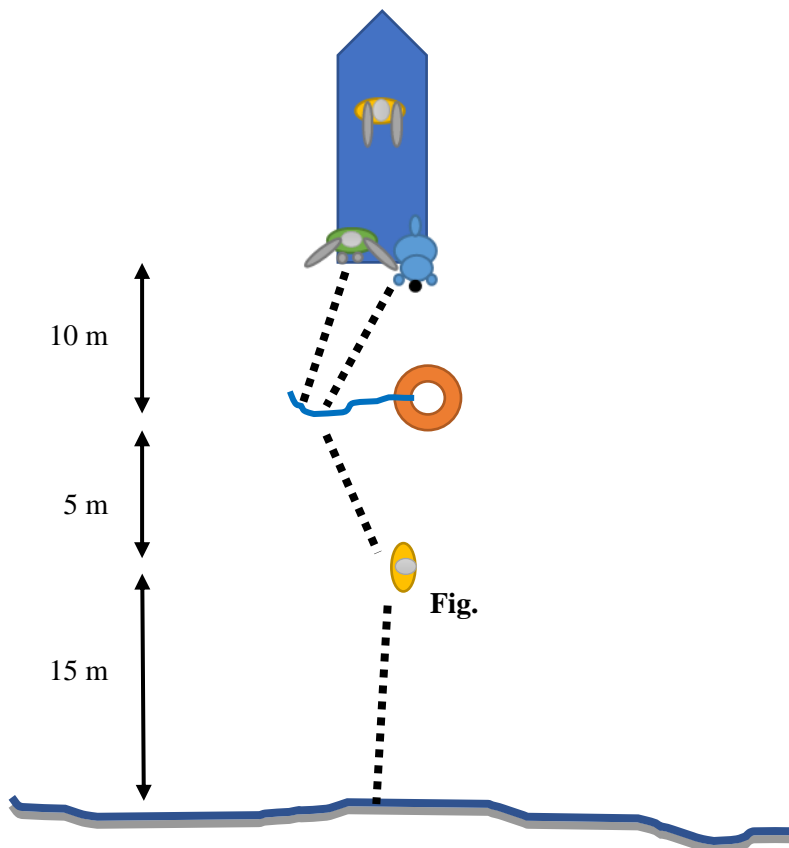
When the dog reaches the shore/bottom, the handler must help figurant #1 ashore and at the same time send the dog with the lifebuoy to figurant #2. The dog must also tow him/her ashore. The exercise is completed when the dog can reach the bottom.

6. Rescuing a figurant together with the handler



The competition leader asks if the equipage is ready. When the handler gives positive feedback, the competition leader starts the exercise. The dog's handler then gives the command to the dog to follow him into the water. The handler must swim with the dog side by side out to the first figurant #1. After this, figurant #2 begins to splash. The handler sends the dog on to figurant #2 who is to be towed back to the handler. When the dog returns to the handler, the handler grabs the dog and figurant #1. The dog is now towing all three. When the dog can reach the bottom, the exercise is completed.

7. Jump – Rescuing a figurant



The oarsman sails the handler and dog 20 meters from the shore according to instructions from the competition leader. Lifebuoy with rope is included in the boat. A figurant swims 5 meters behind the boat and stops 15 meters from land. The figurant lies passively in the water, still 5 meters from the boat. The competition leader asks if the equipment is ready. When the handler gives positive feedback, the competition leader starts the exercise.

The handler then places the lifebuoy in the water and the boat continues for another 10 meters. The competition leader gives notice when the dog is allowed to jump. The handler then commands the dog to jump into the water. The handler also jumps into the water after the dog. The handler and dog swim together to the lifebuoy and the dog must grab the rope. Next, the handler and dog swim on together to the figurant. Both the figurant and the handler grab the lifebuoy and are passively towed ashore.

If the lifebuoy floats towards the figurant, he/she must grab the lifebuoy.